



GreenMobility
YOUR CITY. YOUR CAR

Q3

OCTOBER 10, 2025

Disclaimer

- ♥ This presentation contains certain forward-looking statements which include projections of our short- and long-term financial performance and targets as well as our financial policies. Statements herein, other than statements of historical fact, regarding our future results of operations, financial condition, cash flows, business strategy, plans and future objectives are forward-looking statements. Words such as “targets”, “believe”, “expect”, “aim”, “intend”, “plan”, “seek”, “will”, “may”, “should”, “anticipate”, “continue”, “predict” or variations of these words, as well as other statements regarding matters that are not historical facts or regarding future events or prospects, constitute forward-looking statements.
- ♥ This presentation and the accompanying oral presentation also contain statistical data, estimates, and forecasts that are based on independent industry publications or other publicly available information, as well as other information based on our internal sources. This information involves many assumptions and limitations, and you are cautioned not to give undue weight to such information. While we believe the data contained in the industry publications or other publicly available information to be reasonable, we have not independently verified its accuracy or completeness. We do not undertake to update such information after the date of this presentation.

Urban mobility – the better way

Download the app...



... book an electric
car in seconds...

... and enjoy a
sustainable ride!

It's that easy!

Our all-electric fleet of ~1,400 EVs



PREMIUM

Our offering for a premium trip, longer rides, business or just more space.

CORE

Our main fleet component. A small car with a spacious feel, perfect for trips in and around the city.

CARGO

Niche offering to support transport of small goods. Cargo trip duration is longer than our average.

BUS

Our newest offering, for groups, families, clubs, institutions or a trip to the airport with loads of luggage.

GreenMobility is the leading free-float car-sharing platform in Denmark

GreenMobility at a glance

GreenMobility reduces the need for private car ownership with our free-floating asset base and contributes to fewer cars, reduced air pollution and carbon emissions



+135,000

trips per month



~1,400

units in fleet



DKK ~425m

market cap



+117%

share price; year-to-date



13-15%

exp. revenue growth in 2025



32-42%

exp. EBITDA growth in 2025




Q3 - 2025 HIGHLIGHTS

- 23% increase in revenue compared to the first nine months of 2024
- 60% increase in EBITDA compared to the first nine months of 2024
- 14% increase in revenue compared to Q3-2024
- 60% increase in EBITDA compared to Q3-2024
- Operational excellence, costs management, summer demand, marketing CaC

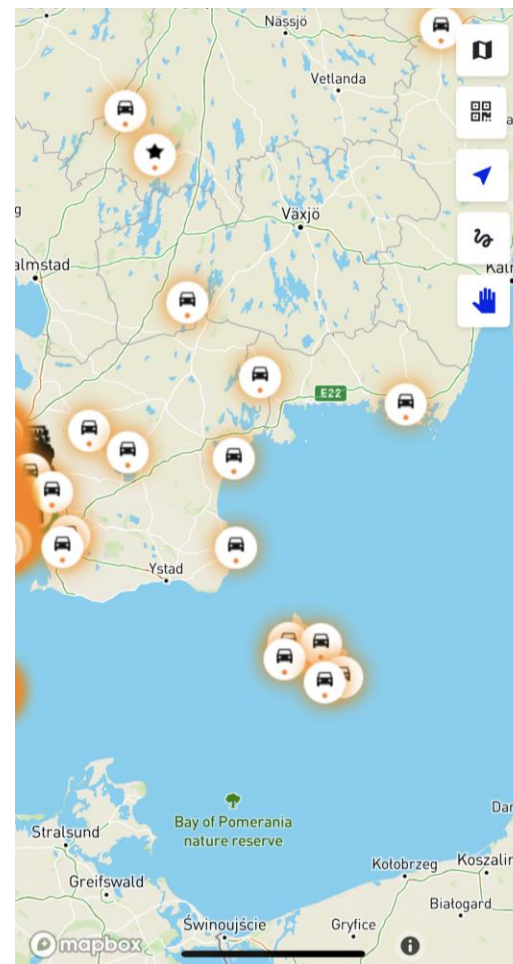
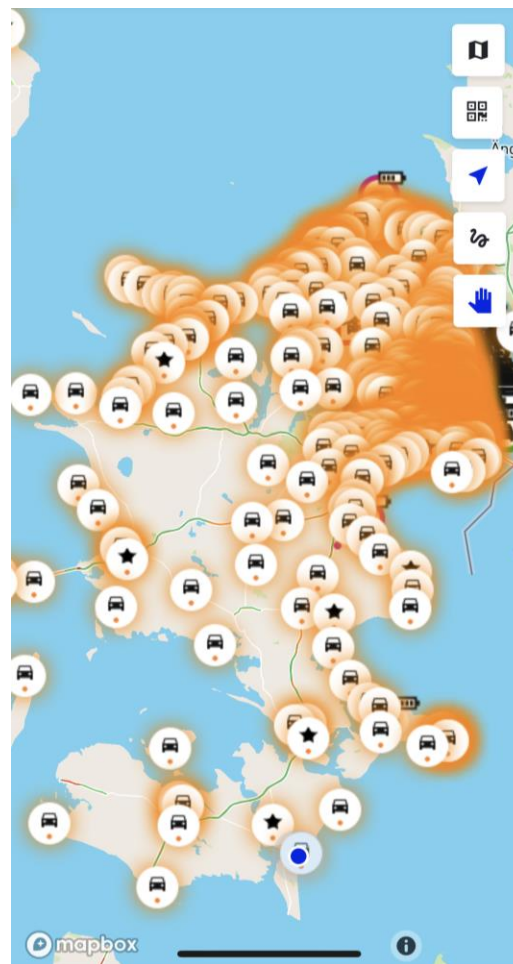
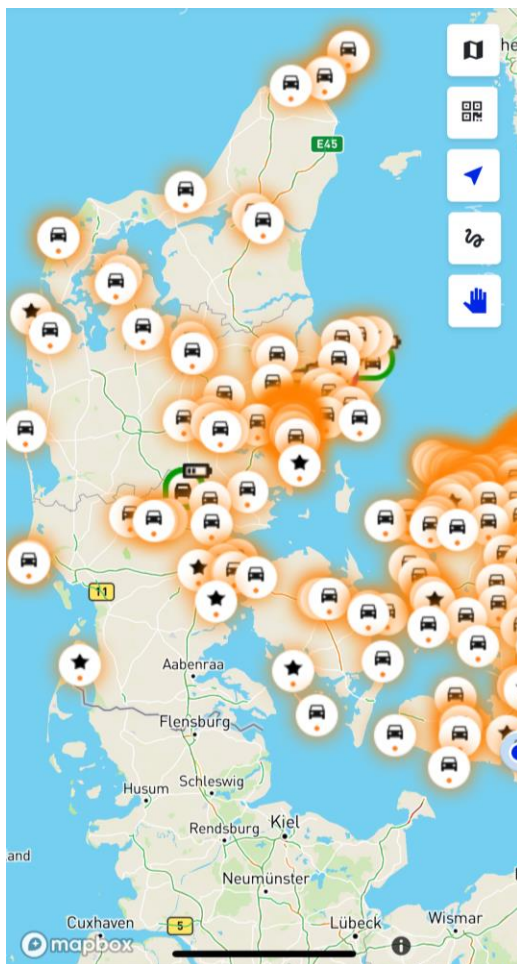
Key figures ('000 DKK)	Growth vs LY	2025-YTD	2024-YTD
Revenue	23%	115,163	93,475
EBITDA	60%	41,101	25,626
EBITDA-margin		35.7%	27.4%

Key figures ('000 DKK)	Growth vs LY	Q3-2025	Q3-2024
Revenue	14%	40,992	36,106
EBITDA	42%	17,024	11,981
EBITDA-margin		41.5%	33.2%



Sustainable revenue growth

7



Our 2025 financial guidance: Revenue growth and continued improvement of EBITDA margin

Guidance 2025

Revenue
+13-15%
(vs. 2024)

EBITDA
+32-42%
(vs. 2024)



Focus on building sustainable profitability


- ♥ In July 2025 we revised guidance on our revenue growth from 7-13% to 10-13% and EBITDA from 20-40% growth to 25-40% growth YoY.
- ♥ In September we revised guidance on our revenue growth from 10-13% to 13-15% and EBITDA from from 25-40% to 32-42% growth YoY



Self Driving Cars & GreenMobility



- ♥ 90% fewer damages
- ♥ 22-26 trips per day
- ♥ GM well positioned due to data and operational expertise





Q&A SESSION



GreenMobility
YOUR CITY. YOUR CAR



CONTACT:

Kasper Gjedsted
Group CEO

kg@greenmobility.com
+45 21 41 80 30